

DELWORKS

F14G_{wireless}

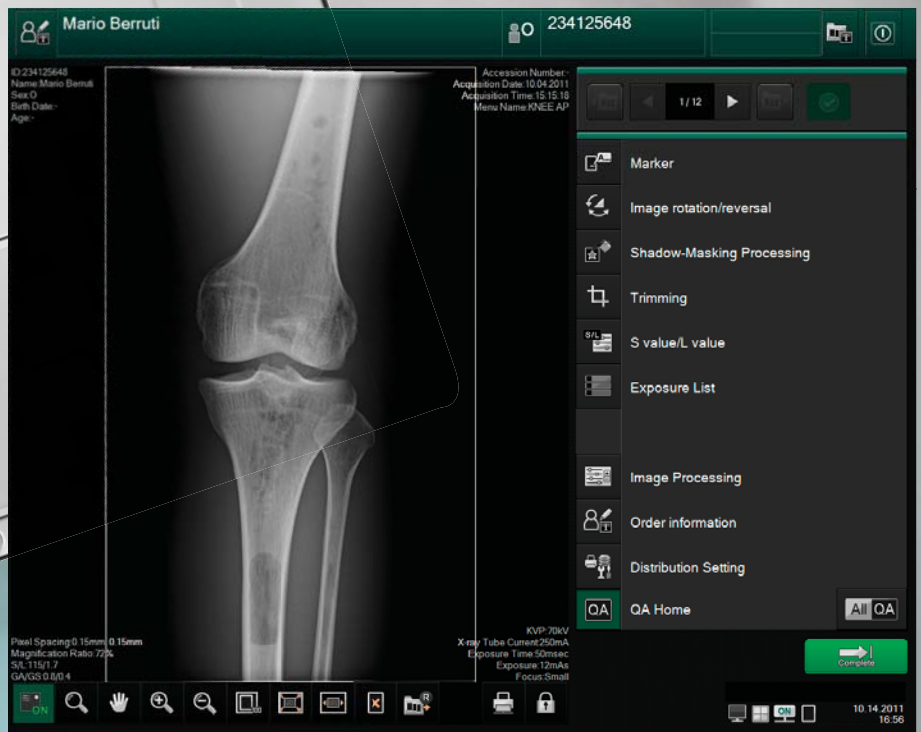
DIGITAL RADIOGRAPHY

MEDICAL

Complete DR Medical Upgrade Package



Enjoy the added benefit of improved workflow that only wireless can provide



Ultra thin, ultra light

DEL MEDICAL

A **UMG** COMPANY

DEL MEDICAL

DELWORKS

F14G_w

Whether you are converting an existing general radiographic room to digital or are looking for a complete DR package for a new imaging suite, a DelWorks DR Upgrade Package is the easy and affordable way to advance to digital.

F14G_w Wireless DR Detector

low dose, high resolution imaging

This wireless portable, flat panel detector (FPD) features a standard 14" x 17" x-ray cassette size design and provides quick, high quality images with short cycle times at an affordable price.

Wireless Technology

- Increased flexibility for easy positioning.

Ultra-fast

- 1 second preview & 10 second cycle times are perfect for busy environments.

Lightweight

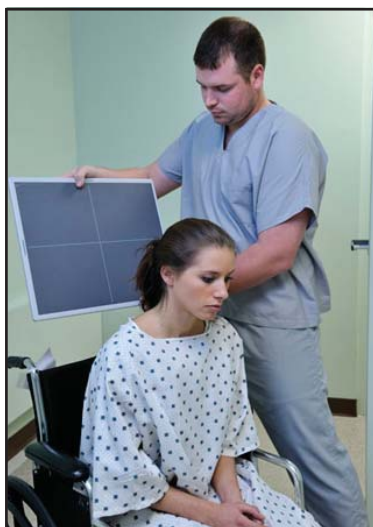
- At just 7 pounds, it allows faster positioning and reduces strain on technologists.

Perfect Fit

- 14x17 fits any existing bucky without modifications, making it the easiest way to convert an analog room to digital. It's also a great compliment to an existing DR room to add cross table and cassette-based DR flexibility.

Low Dose Technology

- Engineering innovation which achieves lower dose to patients when compared to CR and other DR detectors.



Positioning made easy with the freedom of wireless for maximum flexibility.

Outstanding Image Quality

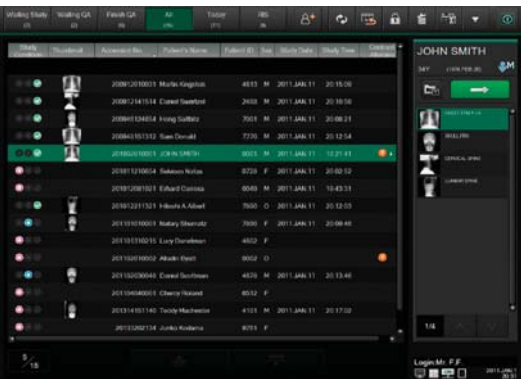
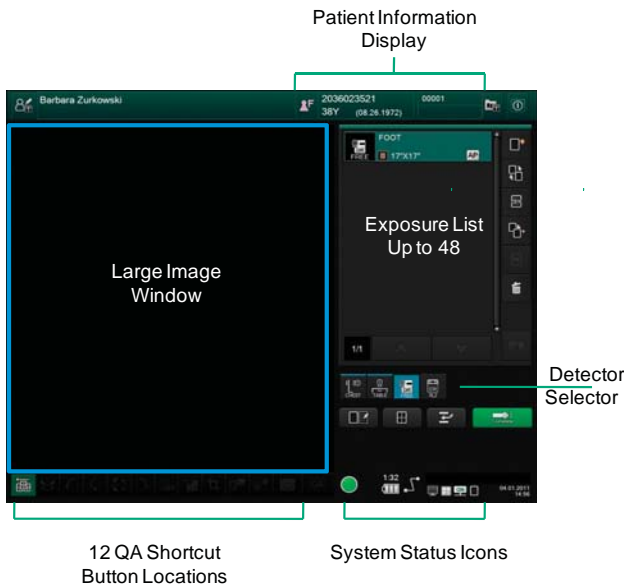
Can accommodate up to 3 second exposure times for breathing techniques and incredibly high quality images across a wide range of dose and body thicknesses. DelWorks intelligent processing is included standard.

Patented Innovation

Featuring ISS (Irradiation Side Sampling) technology. With this patented ISS technology, x-ray transparent readout electronics are located above the GoS layer (the irradiation side), to acquire the GoS output where it is sharpest and strongest, significantly reducing the light spread and boosting efficiency. The result is higher DQE than any GoS-based FPD currently on the market and that means a better image with lower dose to the patient.

Reliability

The F14G wireless includes 1 primary battery and 1 spare battery with desktop multi battery charging dock. Each battery will hold a charge lasting up to 3.5 hours or 400 images.



Acquisition & Processing Workstation

The innovative workstation is designed to maximize productivity with features such as a touch screen monitor and a customizable user interface. The wide range of functions such as free text comments, zoom, magnify, advanced image processing and more contribute to your overall total efficiency as well as these additional features:

- Access multiple menus simultaneously for patients that require several views
- Automatically applies advanced image processing for consistency
- Enter patient demographics via the keyboard or the RIS/HIS via DICOM Worklist Management

DEL MEDICAL DELWORKS F14G_w Specifications



F-14Gw Packages include:

- F-14Gw DR detector (single or dual detector configuration)
- Two lithium ion batteries and 3 slot charging dock
- Power Supply
- Control Cabinet
- DelWorks Console Workstation
- Interface Box
- Detector cord with trickle charge

Technology

This unique detector design utilizes a green-emitting GoS (Gadolinium OxySulfide) conversion layer and an a-Si (Amorphous Silicon) readout layer making it more efficient and more resistant to scatter and blur.

Image Reading

Reading grayscale level	16 bit/pixel
Pixel size	150µm
Exposure size	2304 × 2880 pixels

Power Requirements

Power supply, control unit & FDX console require standard 110VAC power. Single phase 60Hz, 1.0KVA, approx. 216KJH standby. ~80W per detector (60W standby) Noise 55dB (50dB standby)

Environmental Conditions

Operating

Temperature:	15°C to 30°C
Humidity:	15% to 80% RH (Non condensing)
Atmospheric pressure:	700hpa to 1,060hpa

Non operating condition

Temperature:	5°C to 35°C
Humidity:	10 to 80%RH (Non condensing)
Atmospheric pressure:	700 to 1,060hpa

Dimensions

Cassette external	18" x 15" x .55" (equivalent to 14" x 17" cassette)
Image field size	14" x 17"
Detector Weight	7 lbs. withstands 200 lbs. distributed weight
Power supply	3.8" x 13.8" x 4.7", 17.2 lbs.
Control unit	15.7" x 14" x 4.5", 18.3 lbs.

Options

- Del Medical Installation/Service Support
- Applications Training
- Warranty, Service & Replacements
- Drop Insurance Program

Please contact Del Medical for more information on digital upgrades and complete digital systems. Our imaging specialists will be happy to assist you in determining the best solution for your practice.

DEL MEDICAL

Toll Free: (800) 800-6006
Fax: (847) 288-7011
Email: info@delmedical.com
www.delmedical.com
50 N. Gary Ave., Suite B, Roselle, IL 60172

Del Medical is a UMG Company.
Del Medical is an ISO 13485 & ISO9001 Certified Facility.
Specifications are subject to change without notice.

UMG

Toll Free: (800) 261-9808
Fax: (914) 835-6111
Email: info@umgxray.com
www.umgxray.com
28 Calvert Street, Harrison, NY 10528